

Scaled data based on original data using
LM-79-08 Approved Method: Electrical and Photometric Measurements of Solid-
State Lighting Products

Test Report Prepared for
Cooper Lighting Solutions
(formerly Eaton)

Brand: McGRAW-EDISON

Report Number: P386430

Luminaire Tested: **GWC-SA2A-750-U-T4FT-HSS**

Issue Date: 3/3/2020

Test Information

Test Method: LM-79-08
Report Number: P386430
TEST IS SCALED FROM IESNA LM-79-08 TEST DATA (G2-1903-205-17)
Test Lab: INNOVATION CENTER
Issue Date: 3/3/2020
Manufacturer: COOPER LIGHTING SOLUTIONS (FORMERLY EATON)
Product Line: MCGRAW-EDISON
Catalog Number: GWC-SA2A-750-U-T4FT-HSS
Description: GALLEON WALL LUMINAIRE
(2) 70 CRI, 5000K, 615mA LIGHTSQUARES WITH 16 LEDS EACH AND TYPE IV FORWARD THROW OPTICS WITH HOUSE SIDE SHIELD
Light Source: -
Ballast/Driver: ELECTRONIC DRIVER

Summary

Lumens per Lamp: N/A
Luminaire Lumens: 6906 lumens
Efficiency: N/A
Efficacy: 104.6 lumens/watt
Luminous Opening: Rectangular (W 1' x L: 0.5' x H: 0')
IES Classification: Type IV - Short
BUG Rating: B1 - U0 - G2

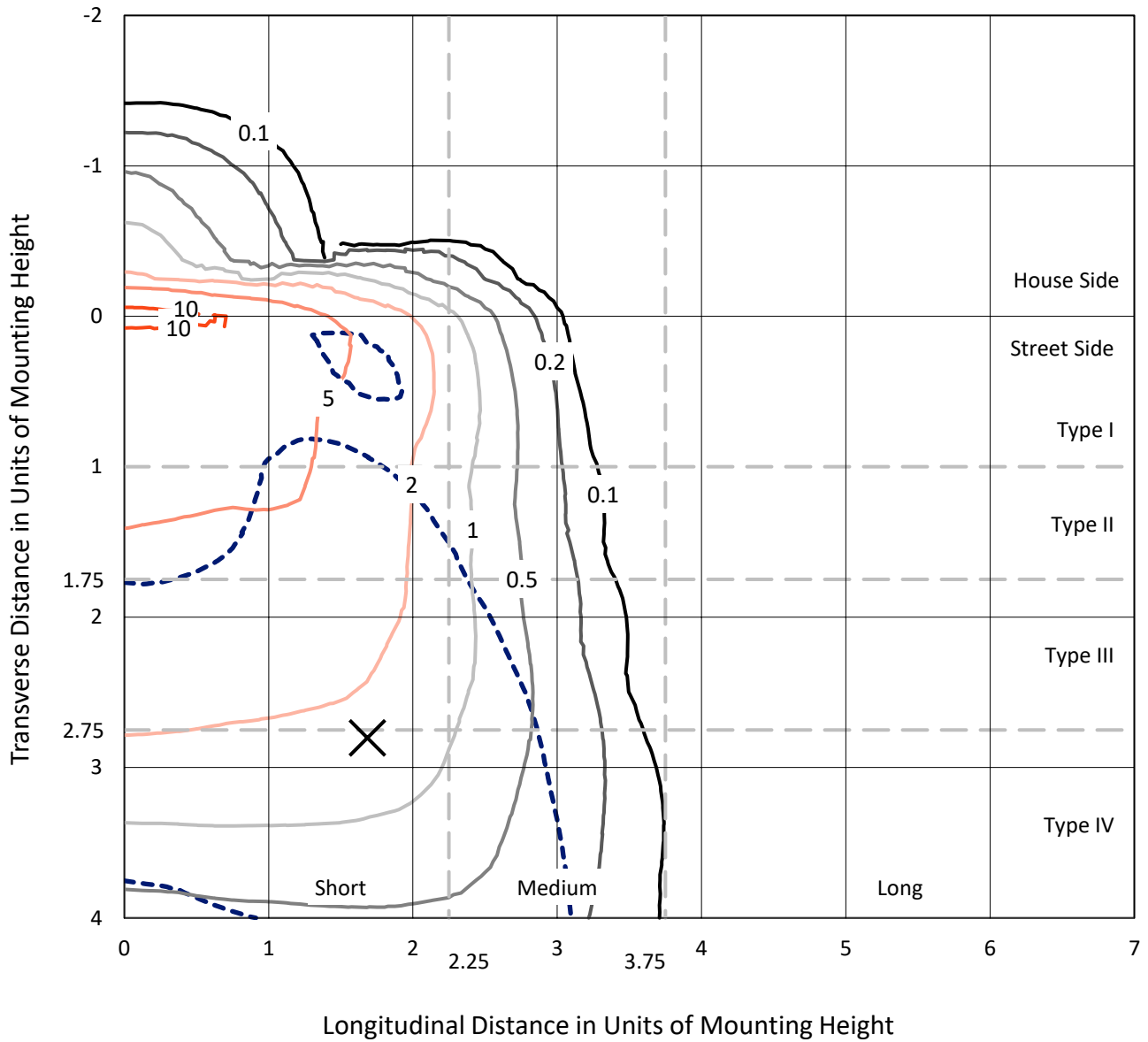
Input Watts (W): 66
Input Voltage (V): NR
Input Current (Ain): NR
Voltage Rise (V): NR
Power Factor: NR
Total Harmonic Distortion (THDi): NR
Frequency (hertz): 60
Stabilization Time: NR
Operation Time: NR
Ambient Temperature (°C): NR
Test Distance: 24 FT



REPORT NUMBER: P386430
 CATALOG NUMBER: GWC-SA2A-750-U-T4FT-HSS

Iso-Footcandle Lines of Horizontal Illumination

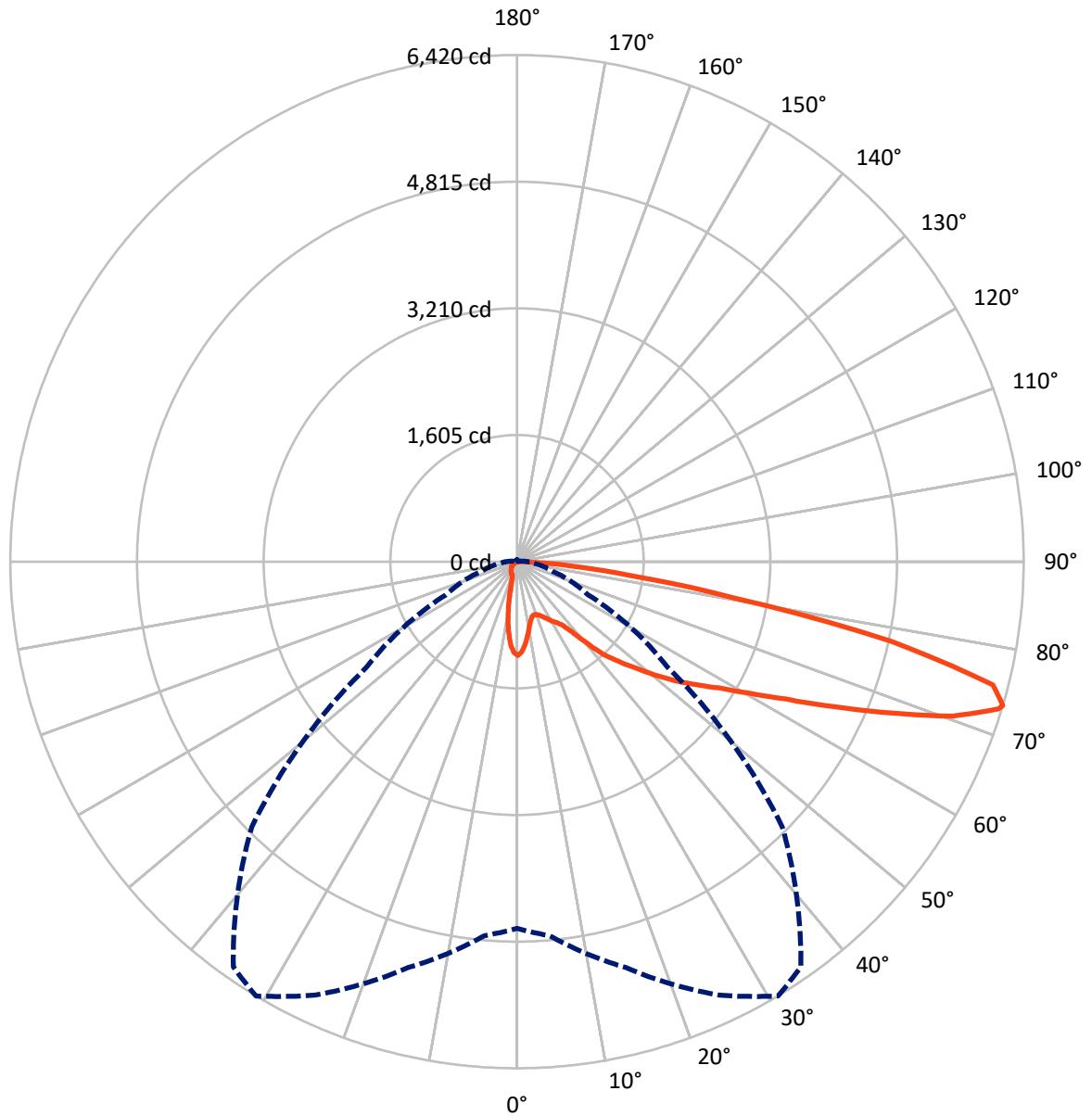
✕ Max cd
 - - - 1/2 Max cd



Based on 10 foot mounting height. Maximum calculated value = 11.9 fc
 Type IV - Short - N/A

REPORT NUMBER: P386430
CATALOG NUMBER: GWC-SA2A-750-U-T4FT-HSS

Luminous Intensity Polar Plot



— Vertical Plane Through 31-Deg Lateral - - - Horizontal Cone Through 73-Deg Vertical

REPORT NUMBER: P386430

CATALOG NUMBER: GWC-SA2A-750-U-T4FT-HSS

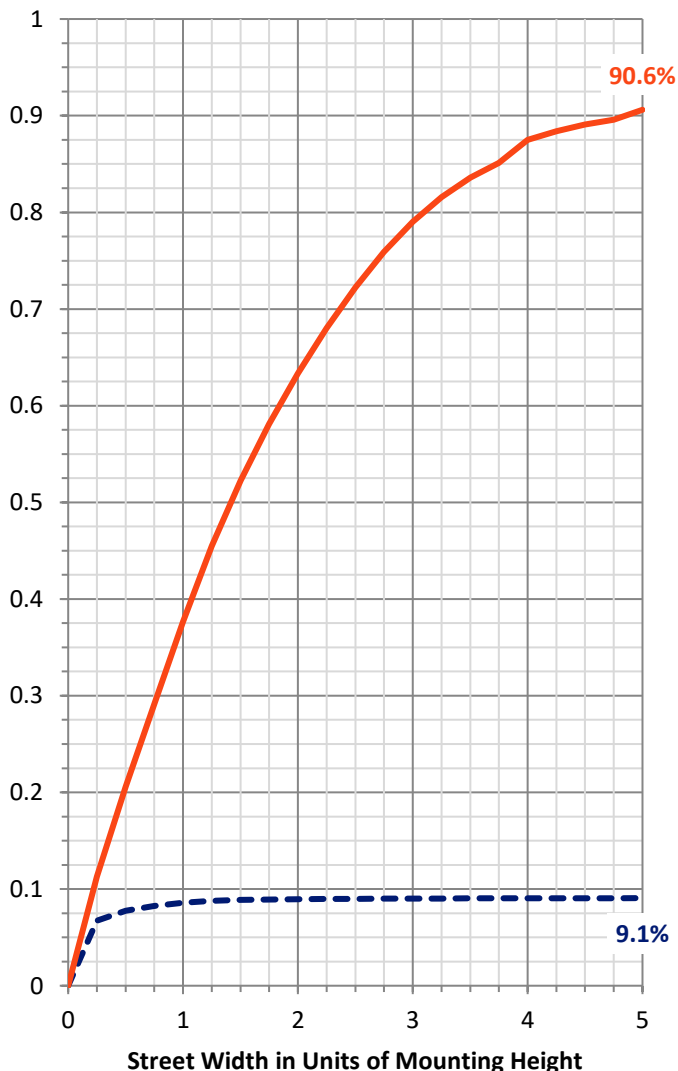
FLUX DISTRIBUTION:

		Downward	Upward	Total
House Side	Lumens	629.5	0.0	629.5
	% Fixture	9.1	0.0	9.1
Street Side	Lumens	6276.5	0.0	6276.5
	% Fixture	90.9	0.0	90.9
Total	Lumens	6906.0	0.0	6906.0
	% Fixture	100.0	0.0	100.0

ZONAL LUMENS:

Zone	Lumens	% Fixture
0°-10°	98.5	1.4
10°-20°	213.9	3.1
20°-30°	320.5	4.6
30°-40°	509.9	7.4
40°-50°	910.6	13.2
50°-60°	1412.9	20.5
60°-70°	1878.3	27.2
70°-80°	1412.9	20.5
80°-90°	148.5	2.1
90°-100°	0.0	0.0
100°-110°	0.0	0.0
110°-120°	0.0	0.0
120°-130°	0.0	0.0
130°-140°	0.0	0.0
140°-150°	0.0	0.0
150°-160°	0.0	0.0
160°-170°	0.0	0.0
170°-180°	0.0	0.0
0°-90°	6906.0	100.0
0°-180°	6906.0	100.0

Coefficient of Utilization



REPORT NUMBER: P386430

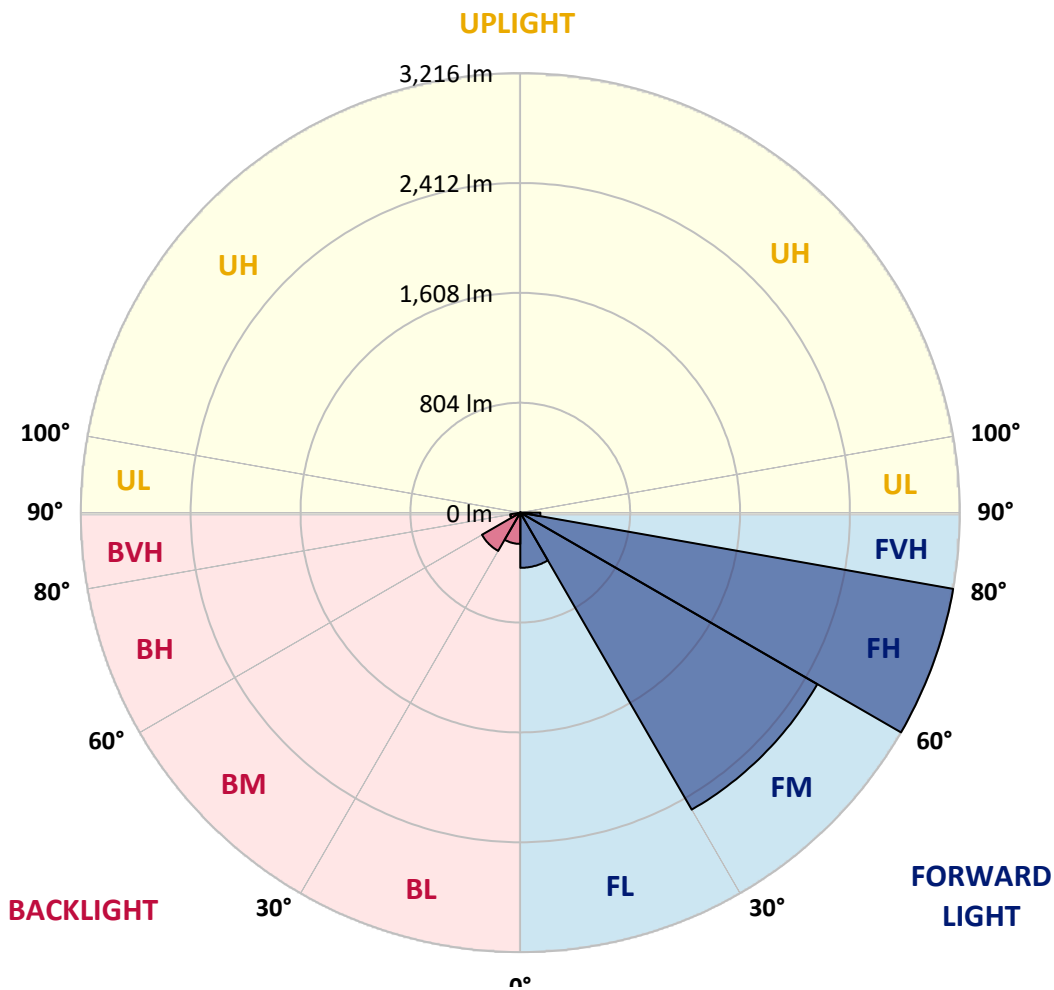
CATALOG NUMBER: GWC-SA2A-750-U-T4FT-HSS

LUMINAIRE CLASSIFICATION SYSTEM LUMEN TABLE AND BUG RATING:

Zone	Lumens	% Fixture	Zone Rating/Lumen Limit		
			B	U	G
FL (0°-30°)	404.0	5.9			
FM (30°-60°)	2509.4	36.3			
FH (60°-80°)	3215.9	46.6			G2/5000
FVH (80°-90°)	147.2	2.1			G2/225
BL (0°-30°)	228.9	3.3	B1/500		
BM (30°-60°)	324.0	4.7	B1/1000		
BH (60°-80°)	75.3	1.1	B0/110		G0/110
BVH (80°-90°)	1.3	0.0			G0/10
UL (90°-100°)	0.0	0.0		U0/0	
UH (100°-180°)	0.0	0.0		U0/0	

BUG Rating: B1-U0-G2

Type IV Short





REPORT NUMBER: P386430

CATALOG NUMBER: GWC-SA2A-750-U-T4FT-HSS

CANDELA DISTRIBUTION (FULL):

	0°	5°	15°	25°	31°	35°	45°	55°	65°	75°	85°
0°	1188.2	1188.2	1188.2	1188.2	1188.2	1188.2	1188.2	1188.2	1188.2	1188.2	1188.2
2.5°	1126.0	1130.7	1135.8	1136.8	1145.3	1145.6	1157.8	1166.9	1176.0	1184.8	1187.9
5°	1010.4	1018.2	1027.3	1036.5	1054.4	1061.5	1091.2	1121.6	1150.7	1178.4	1191.9
7.5°	887.1	895.9	908.7	931.4	951.3	965.2	1012.1	1066.2	1120.3	1171.3	1200.7
10°	774.6	782.7	796.2	820.2	850.9	869.9	933.0	1008.1	1087.5	1164.9	1213.9
12.5°	702.9	707.3	714.7	740.4	768.1	789.4	863.8	956.7	1060.5	1164.5	1235.2
15°	689.7	691.1	685.0	696.5	718.1	738.7	814.1	915.1	1039.8	1169.9	1262.9
17.5°	710.7	710.0	689.7	688.4	705.6	722.5	789.8	886.4	1025.3	1182.4	1298.7
20°	742.5	740.1	704.9	698.5	716.8	732.7	788.1	875.6	1019.9	1203.4	1342.3
22.5°	784.7	780.6	725.6	718.8	738.4	755.0	809.0	886.1	1024.6	1231.4	1393.0
25°	837.1	831.0	761.0	753.6	773.5	790.1	846.5	916.2	1038.8	1265.6	1457.2
27.5°	896.2	887.4	817.8	798.5	821.2	838.4	896.6	962.1	1061.1	1301.7	1535.9
30°	952.0	940.5	877.6	845.9	873.6	892.8	950.6	1016.9	1096.9	1357.5	1643.7
32.5°	1008.1	995.2	931.0	893.2	918.2	939.1	1006.4	1092.2	1164.2	1442.7	1787.0
35°	1137.2	1123.6	1044.9	982.4	982.0	993.9	1084.4	1195.3	1253.1	1561.3	1958.0
37.5°	1354.5	1346.7	1271.7	1153.0	1121.3	1108.1	1190.9	1318.3	1380.8	1724.5	2151.0
40°	1592.4	1585.6	1501.5	1394.0	1345.7	1313.2	1343.6	1489.6	1561.3	1923.9	2348.0
42.5°	1861.0	1828.9	1678.9	1646.8	1603.5	1578.8	1551.5	1700.8	1783.0	2140.8	2543.3
45°	2105.0	2050.9	1856.3	1807.6	1797.8	1803.9	1819.1	1984.7	2032.4	2398.7	2738.0
47.5°	2250.3	2207.8	2058.4	2011.7	2009.0	2049.3	2164.2	2305.4	2280.7	2623.4	2909.3
50°	2388.5	2350.0	2226.0	2237.5	2250.0	2304.7	2555.8	2635.2	2507.5	2827.2	3066.5
52.5°	2500.4	2441.6	2376.7	2441.3	2502.8	2591.0	2960.0	2931.3	2668.4	2989.4	3201.0
55°	2565.0	2538.3	2569.7	2634.6	2750.1	2893.4	3341.5	3177.6	2786.0	3137.4	3290.5
57.5°	2801.5	2749.1	2811.6	2867.7	3018.5	3218.9	3668.3	3361.1	2870.8	3229.0	3311.1
60°	3087.7	3045.5	3082.3	3175.6	3379.0	3614.6	3973.8	3510.8	2915.1	3287.8	3257.7
62.5°	3543.3	3487.5	3464.5	3569.0	3838.6	4095.8	4205.6	3614.6	2905.3	3261.8	3074.6
65°	4153.6	4095.8	3993.1	4087.7	4430.7	4612.2	4464.8	3636.6	2837.7	3051.2	2611.6
67.5°	4778.8	4736.9	4649.0	4808.5	5118.1	5176.5	4738.9	3583.2	2620.0	2474.0	1845.1
70°	5191.7	5173.8	5230.9	5583.8	5859.9	5843.0	4990.3	3296.3	2042.2	1521.4	912.8
72.5°	4894.0	4979.9	5401.6	6041.3	6378.6	6240.7	4861.2	2531.2	1167.2	585.3	263.9
73°	4647.3	4757.2	5324.9	6058.6	6419.5	6268.4	4752.8	2323.3	994.9	462.0	200.1
75°	3233.1	3367.9	4408.4	5642.6	6228.2	5972.4	3961.7	1422.0	460.9	204.8	80.8
77.5°	1569.7	1669.4	2427.4	4076.9	4843.7	4666.3	2466.3	529.9	208.2	128.1	37.2
80°	586.0	651.5	1053.7	2074.9	2799.1	2872.5	1084.8	200.4	138.6	103.1	18.9
82.5°	153.4	171.0	388.6	925.3	1434.5	1501.5	342.0	101.0	101.4	84.8	11.5
85°	49.0	56.1	121.3	415.3	675.9	593.4	89.2	49.0	73.7	63.2	6.4
87.5°	6.1	7.8	38.5	97.7	149.0	82.8	13.9	14.5	31.4	35.1	3.7
90°	0.0	0.0	0.0	0.0	0.0	0.0	0.0	0.0	0.0	0.0	0.0



REPORT NUMBER: P386430

CATALOG NUMBER: GWC-SA2A-750-U-T4FT-HSS

CANDELA DISTRIBUTION (continued):

	90°	95°	105°	115°	125°	135°	145°	155°	165°	175°	180°
0°	1188.2	1188.2	1188.2	1188.2	1188.2	1188.2	1188.2	1188.2	1188.2	1188.2	1188.2
2.5°	1190.9	1189.2	1189.5	1180.8	1175.0	1163.5	1151.7	1146.3	1140.5	1138.2	1140.5
5°	1197.0	1193.9	1185.2	1158.1	1129.4	1092.2	1057.4	1031.1	997.9	988.8	998.3
7.5°	1206.4	1200.4	1174.7	1119.6	1055.7	984.8	905.0	846.9	799.2	768.5	779.6
10°	1220.3	1208.8	1157.1	1063.5	949.3	823.6	710.3	622.1	559.6	533.9	532.9
12.5°	1243.6	1222.0	1135.5	990.5	819.2	651.5	503.2	407.6	356.9	324.1	323.4
15°	1269.3	1237.5	1108.1	903.0	667.8	466.7	324.1	251.4	218.6	208.2	206.8
17.5°	1300.7	1255.4	1072.6	795.2	509.3	309.2	211.5	190.6	189.2	188.2	188.2
20°	1340.3	1276.7	1027.0	671.8	361.3	206.5	179.8	181.1	181.8	180.5	180.8
22.5°	1386.2	1298.4	972.6	539.3	244.3	172.7	172.0	173.7	174.4	173.7	174.0
25°	1439.6	1323.4	906.4	400.5	176.4	163.9	165.6	168.0	169.6	169.6	169.6
27.5°	1505.9	1353.8	826.6	279.5	152.4	154.8	159.5	163.9	166.3	166.9	166.9
30°	1592.0	1391.6	731.0	191.6	138.6	142.6	151.4	159.8	164.2	164.9	165.3
32.5°	1700.8	1434.2	620.1	141.6	126.7	129.8	139.2	153.4	161.9	163.2	163.2
35°	1825.5	1483.5	500.8	123.3	118.3	119.3	126.7	142.9	157.8	161.5	161.9
37.5°	1962.1	1532.2	380.9	115.2	111.2	111.2	116.6	130.4	148.0	159.5	160.9
40°	2089.5	1561.6	267.0	108.8	104.8	104.8	109.5	119.6	136.2	153.4	157.1
42.5°	2207.1	1571.8	185.9	102.7	98.7	99.7	103.7	111.9	124.4	141.6	145.0
45°	2328.1	1570.1	135.5	95.6	92.6	95.6	98.7	104.8	113.9	123.7	124.4
47.5°	2419.3	1555.9	107.5	88.9	86.9	90.9	93.6	97.7	102.7	102.1	102.1
50°	2504.8	1521.4	86.5	79.8	81.1	85.8	87.2	88.5	88.9	82.5	81.8
52.5°	2569.7	1467.7	69.3	70.0	75.4	80.1	78.7	76.7	73.3	65.6	64.2
55°	2591.3	1364.3	54.4	57.8	66.9	73.0	67.9	63.5	57.1	50.7	49.3
57.5°	2552.1	1230.8	44.3	44.9	56.4	61.5	55.8	50.7	43.6	38.2	37.2
60°	2469.0	1082.4	36.5	33.8	43.6	48.0	44.3	39.2	32.8	28.7	28.4
62.5°	2304.1	924.3	30.1	26.4	33.1	36.8	34.5	30.8	25.3	22.6	22.3
65°	1957.3	739.4	24.3	21.3	25.7	28.7	26.7	24.0	19.9	17.9	17.6
67.5°	1366.3	499.8	19.9	17.6	20.3	22.6	21.0	19.6	15.9	15.5	15.9
70°	659.0	241.0	16.6	14.2	15.9	17.6	16.9	15.9	15.2	17.6	20.3
72.5°	188.9	80.8	13.2	11.8	12.8	13.9	14.5	14.2	16.6	21.3	24.7
73°	145.3	65.2	12.5	11.2	12.2	13.5	14.2	13.9	16.9	21.6	24.7
75°	62.2	31.4	9.5	9.1	10.1	11.8	12.5	12.5	16.9	22.0	23.7
77.5°	28.0	16.9	6.1	7.1	8.8	9.5	10.5	10.5	13.5	16.9	16.9
80°	15.9	9.1	4.7	5.4	6.4	6.4	6.4	5.7	6.1	6.8	7.4
82.5°	10.1	6.1	3.7	4.4	4.1	3.4	2.7	2.7	2.4	2.7	3.4
85°	5.7	3.4	3.4	2.7	1.7	1.4	1.7	1.4	0.3	0.0	0.3
87.5°	3.4	2.0	1.0	0.0	0.0	0.0	0.0	0.0	0.0	0.0	0.0
90°	0.0	0.0	0.0	0.0	0.0	0.0	0.0	0.0	0.0	0.0	0.0

Signify Classified - Internal
Cooper Lighting Solutions Photometric Lab
1121 Highway 74 South
Peachtree City, GA 30269

Scaled Data Report



Report Generated By 670245982

Signify Classified - Internal
Cooper Lighting Solutions Photometric Lab
1121 Highway 74 South
Peachtree City, GA 30269

Scaled Data Report



Signify Classified - Internal
Cooper Lighting Solutions Photometric Lab
1121 Highway 74 South
Peachtree City, GA 30269

Scaled Data Report



Signify Classified - Internal
Cooper Lighting Solutions Photometric Lab
1121 Highway 74 South
Peachtree City, GA 30269

Scaled Data Report



Signify Classified - Internal
Cooper Lighting Solutions Photometric Lab
1121 Highway 74 South
Peachtree City, GA 30269

Scaled Data Report



--- HS — SS

Signify Classified - Internal
Cooper Lighting Solutions Photometric Lab
1121 Highway 74 South
Peachtree City, GA 30269

Scaled Data Report



u

Signify Classified - Internal
Cooper Lighting Solutions Photometric Lab
1121 Highway 74 South
Peachtree City, GA 30269

Scaled Data Report



Signify Classified - Internal
Cooper Lighting Solutions Photometric Lab
1121 Highway 74 South
Peachtree City, GA 30269

Scaled Data Report



(END OF REPORT)